















Compare European Grades

(Tabella di comparazione fra i voti dei Paesi europei aderenti al Programma Erasmus)

Country	A (excellent)	B (very good, with few errors)	C (good, with some errors)	D (satisfactory, with many errors)	E (sufficient)
 Austria	1 (Sehr gut)	1 (Sehr gut)	2 (Gut)	3 (Befriedigend)	4 (Genügend)
Belgium	20 – 18 (Avec la plus grande distinction/Met grotste onderscheiding)	17,99 - 16 (Avec grande distinction/Met grote onderscheiding)	15,99 - 14 (Avec distinction/ Met onderscheiding)	13,99 – 12 (Satisfaction/ Voldoening)	11,99 - 10 (Satisfaction/ Voldoening)
Bulgaria	6 (Otlichen)	5 (Mnogo Dobur)	4 (Dobur)	3 (Sreden)	3 (Sreden)
 Czech Republic	1	1.5	2	2.5	3
 Denmark	12	10	7	4	02
Estonia	5	4	3	2	1
 Finland	5	4	3	2	1
 France	20-16 (très bien)	16-14 (Bien)	14-12 (Assez bien)	12-10 (Passable)	12-10 (Passable)
 Germany	1-1.5 (Sehr gut)	1.6-2.3 (Gut)	2.4-2.9 (Befriedigend)	3.0-3.5 (Ausreichend)	3.6-4.0 (Sufficientt)
 Greece	10-8.5 Άριστα	8.49-6.5 Λίαν καλώς			6.49-5.00 Καλώς
 Hungary	5 (Jeles)	4 (Jó)	3 (Közepes)	2 (Elégséges)	2 (Elégséges)
 Ireland	First Class Honours (70% -100%)	Upper Second Class Honours (60% - 69%)	Lower Second Class Honours (50% - 59%)	Third Class Honours (45% - 49%)	Compensating Fail (40% - 44%)
 Italy	30 e Lode (Eccellente)	28 - 30 (Ottimo)	25-27 (Buono)	21-24 (Abbastanza buono)	18-20 (Sufficiente)
 Norway	6	5	4	3	2
Portugal	20 - 18	16 - 17	15 - 14	13 - 12	11 - 10
Poland	5	4.5	4	3.5	2
 Romania	10	9	8-7	6	5
 Spain	10 - 9,00 (Sobresaliente)	8,99 - 8,00 (Notable alto)	7,99 - 7,00 (Notable bajo)	6,99 - 6,00 (Bien)	5,99 - 5,00 (Suficiente)
 Sweden	20	17.5	15	12.5	10
 Switzerland	6	5.5	5	4.5	4
The Netherlands	10-8	7	7-6	7-6	5.5
United Kingdom	140 - 120	100	80	60	40
Turkey	3.5-4 (90-100)	3-3.49 (89-80)	3 (79-70)	2.5-2.99 (69-60)	2 (59-50)